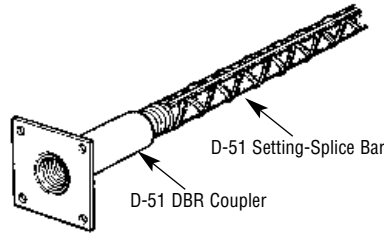


D-50 DBR Coupler System

The DBR Couplers and DBR Setting/Splice Bars are simple, easy to use and familiar to all construction workers. The coupler is fastened to the formwork by nails, screws or a NC threaded bolt of proper diameter and length. The D-50 DBR Coupler splice meets or exceeds codes requiring 125% fy.

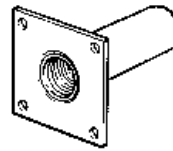


| Bar Size Designation | Thread Data | O.D. x Length |
|----------------------|-------------|-----------------|
| #4 [#13] | 1/2"-13 NC | 3/4"x1-7/8" |
| #5 [#16] | 5/8"-11 NC | 7/8"x2" |
| #6 [#19] | 3/4"-10 NC | 1-1/16"x2-3/8" |
| #7 [#22] | 7/8"-9 NC | 1-1/4"x2-3/4" |
| #8 [#25] | 1"-8 NC | 1-3/8"x3-1/8" |
| #9 [#29] | 1-1/8"-8 UN | 1-5/8"x3-5/8" |
| #10 [#32] | 1-1/4"-8 UN | 1-3/4" x 4-1/8" |
| #11 [#36] | 1-3/8"-8 UN | 1-15/16"x4-3/8" |

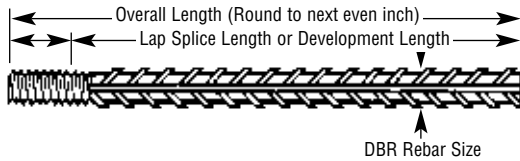
Note: Threads on #9, #10 and #11 couplers are UN not NC.

D-50 DBR Coupler and DBR Setting/Splice Bars

The DBR Couplers is fabricated from high quality steel satisfying ASTM A-108 and is tested in accordance with ACI, AASHTO and ASTM standards. DBR Couplers accommodate rebar sizes #4 through #11 and have an internal positive stop to ensure proper thread engagement. Refer to tables for additional specifications.



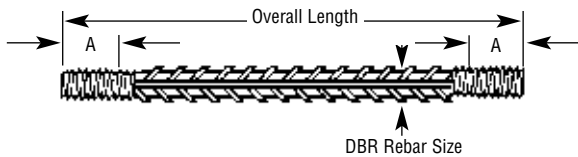
D-51 DBR Straight Bar Threaded One End



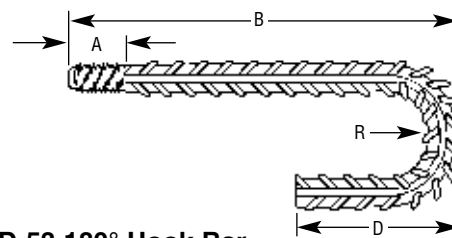
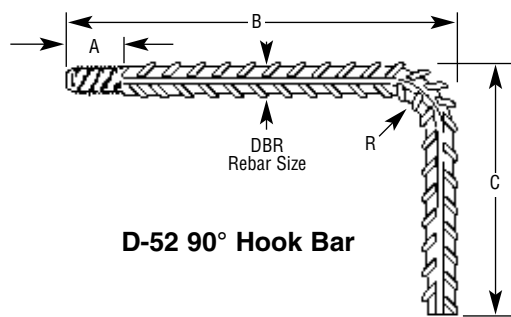
| Rebar Size | Thread Data | A Thread Engagement | Cap Color Code |
|------------|-------------|---------------------|----------------|
| #4 [#13] | 1/2"-13 NC | 3/4" | Clear |
| #5 [#16] | 5/8"-11 NC | 7/8" | Red |
| #6 [#19] | 3/4"-10 NC | 1-1/16" | Orange |
| #7 [#22] | 7/8"-9 NC | 1-1/4" | Blue |
| #8 [#25] | 1"-8 NC | 1-7/16" | Green |
| #9 [#29] | 1-1/8"-8 UN | 1-11/16" | Red |
| #10 [#32] | 1-1/4"-8 UN | 1-15/16" | Orange |
| #11 [#36] | 1-3/8"-8 UN | 2-1/16" | Green |

Note: Color coded removable plastic caps protect threads during shipment. D-51 overall length is required length less one half of coupler length. D-54 overall length is required length less coupler length minus 5/16".

D-54 DBR Straight Bar Threaded Both Ends



D-52 DBR 90° Hook Bar and D-53 180° Hook Bar Threaded One End



| Rebar Size | Thread Data | A Thread Engagement | B* Standard For D-52 | B Standard For D-53 | D Standard For D-53 | R Standard | Cap Color Code |
|------------|-------------|---------------------|----------------------|---------------------|---------------------|------------|----------------|
| #4 [#13] | 1/2"-13 NC | 3/4" | 4-1/2" | 9-3/4" | 4-1/2" | 1-1/2" | Clear |
| #5 [#16] | 5/8"-11 NC | 7/8" | 5-1/2" | 12" | 5" | 1-7/8" | Red |
| #6 [#19] | 3/4"-10 NC | 1-1/16" | 7" | 23" | 6" | 2-1/4" | Orange |
| #7 [#22] | 7/8"-9 NC | 1-1/4" | 8" | 24" | 7" | 2-5/8" | Blue |
| #8 [#25] | 1"-8 NC | 1-7/16" | 9" | 25" | 8" | 3" | Green |
| #9 [#29] | 1-1/8"-8 UN | 1-11/16" | 11" | 31" | 10-3/8" | 4-3/4" | Red |
| #10 [#32] | 1-1/4"-8 UN | 1-15/16" | 12" | 32" | 11-5/8" | 5-3/8" | Orange |
| #11 [#36] | 1-3/8"-8 UN | 2-1/16" | 14" | 33" | 12-7/8" | 6" | Green |

Note: Color coded removable plastic caps protect threads during shipment. *Based on "R" minimum as shown. Standard dimensions are to CRSI standard by pin size.