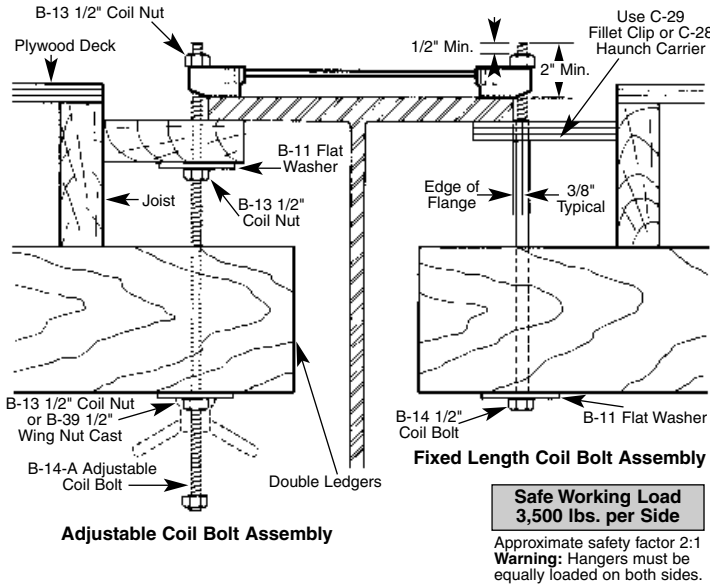


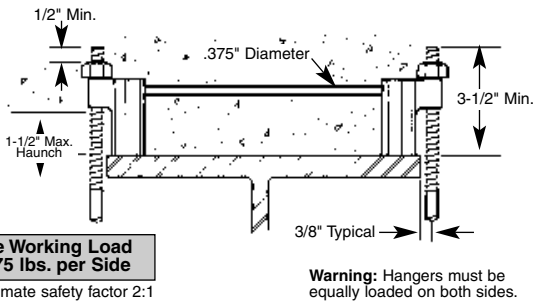
C-60 Pres-Steel Hangers

The C-60 Pres-Steel Hanger - **Type 1** is used for a zero haunch condition and consists of two 1/2" end sections welded to a single wire strut. The hanger allows installation and adjustment from the top of the formwork and works equally well on steel or precast concrete beams.

Note: The C-60 Pres-Steel Hangers Type 1, 2, 3, 7 and 8 are designed to be used with full bearing under the end sections. It is essential to check the exact beam width dimensions before ordering.

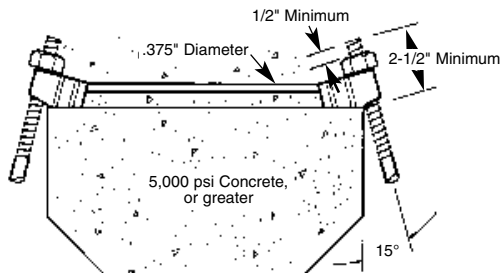


Type 7 is similar to the standard Type 1 hanger but has the capacity to accommodate haunch heights up to 1-1/2".

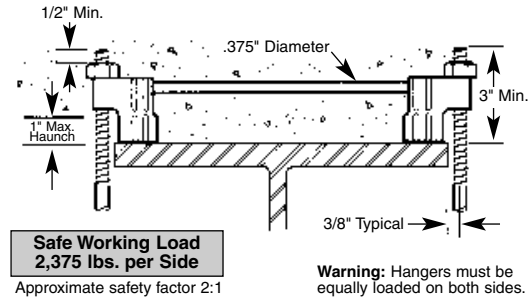


Type 8 is similar to the standard Type 1 hanger except the two 1/2" end sections are set at 15° to provide additional clearance for supporting the deck formwork.

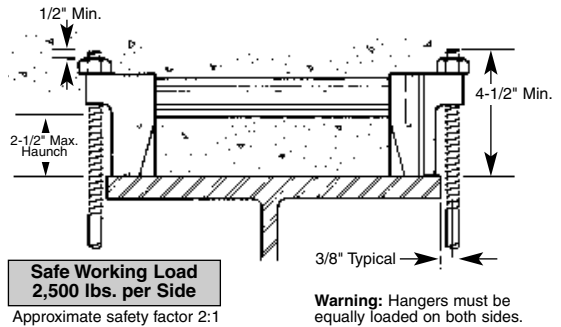
The C-60 Pres-Steel Hanger - Type 8 is available in standard and heavy versions.



Type 2 is similar to the Type 1 hanger but is designed with a 1" haunch relief.



Type 3 is similar to the Type 2 hanger but is manufactured with a corrugated connecting strap instead of a wire strut. The Type 3 hanger provides up to a 2-1/2" maximum haunch height.



Type 4 is fabricated with two 90° 1/2" interlock type end sections welded to a substantial wire strut. It is a high strength hanger used to support bridge deck interior formwork and is especially designed to react to lateral forces prevalent in many forming conditions.

Type 5 is manufactured with two 3/4" 90° heavy-duty end sections welded to a heavy-duty wire strut. It is used similarly to the Type 4, but does not have the interlock end section feature. C-60 Type 5 hangers, with 1/2" 90° end sections are available on special order.

