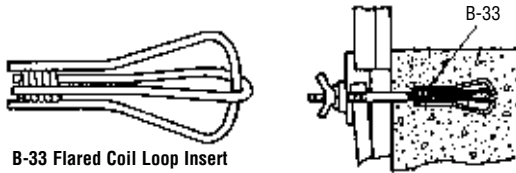



B-18, B-33, B-43 Flared Coil Loop Inserts are used with coil thread bolts to effectively anchor formwork. Available in several configurations with 3/4", 1", 1-1/4" and 1-1/2" diameter coil thread.

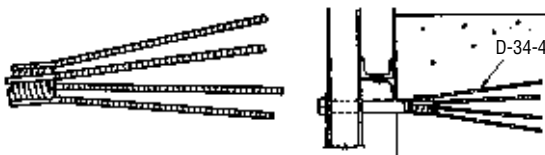


B-33 Flared Coil Loop Insert

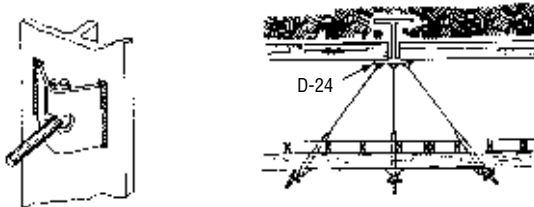
D-34 Crimped Pigtail Inserts are used for forming anchorage in mass concrete. Manufactured in 1/2" through 1" diameters with coil or NC machine thread.



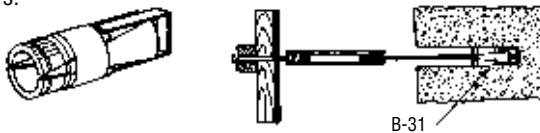
D-34-4 Four Strut Coil Inserts combine the advantages of the coil tie and continuous threaded coil rod to make a highly effective form anchorage.



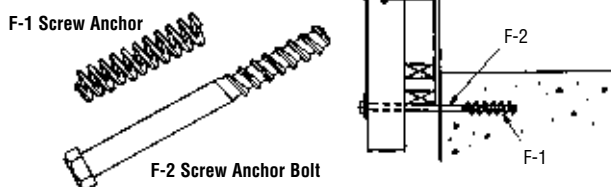
D-24 Adjustable Weld Angle Bracket is designed to tie single-sided forming to steel piles, metal beams, etc. The brackets provide 110° of bolt adjustability and are available in 1/2", 3/4" and 1" diameters.



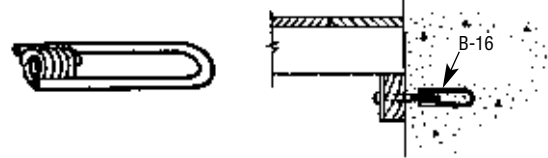
B-31 Rock Anchor is designed for use in sound rock or concrete to secure one-sided forming. Available in 1/2", 3/4" and 1" nominal diameters.



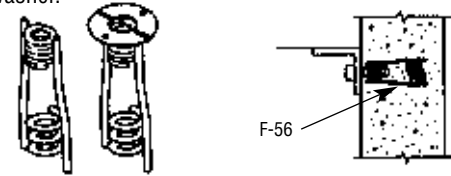
F-1 Screw Anchor is a helical coil used in conjunction with the skein thread **F-2 Screw Anchor Bolt**. Available in 3/8" to 1-1/2" diameters, the screw anchor is very effective supporting cantilever forms and transferring the bolt load into the concrete.



B-16, B-17, B-18, B-33 Coil Loop Inserts are made of a single looped wire welded to a helix coil. They are available in 1/2" to 1" diameters suitable for many concreting applications.




F-56, F-57, F-58, F-59, F-60, F-61 Expanded Coil Inserts are coil or closed ferrule structural connection inserts available in two, four or six strut versions, in 1/2" through 1-1/2" diameters, with or without nailing washer.



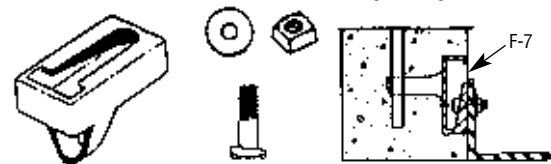
F-42 Loop Ferrule Insert is a versatile insert suited for structural connections and suspension of equipment, ceilings, piping, etc. Available in 1/4" to 1" diameter closed ferrules in 1/8" increments.



F-44 Thin Slab Ferrule Insert is used where the depth of embedment is limited. It is specially designed to develop good working loads in very thin concrete slabs. Available in 1/4" through 1" diameter, in 1/8" increments, closed ferrules.



F-7, F-7-L, F-8 Shelf Angle Inserts are malleable iron castings with a wedge shaped holding face that works in conjunction with special Askew Head bolts. Available in standard and long configurations.



F-54 Ductile Embed is a structural embed available in 5/8" through 1-1/4" diameters and is available in several configurations. This is an integrally forged embed with no welds. It is designed to develop pullout and shear loads exceeding A-325 bolt capacities.

